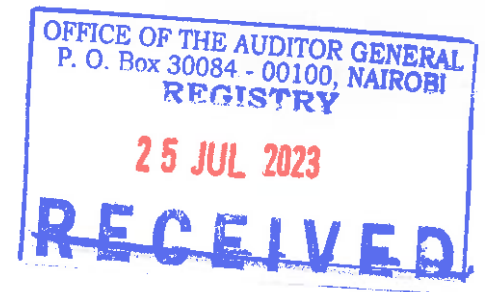


KENYA NATIONAL CONGRESS



FINANCIAL STATEMENTS



FOR THE YEAR ENDED 30TH JUNE 2022



Kenya National Congress
Report and Financial Statements
For the year ended 30th June 2022

CONTENTS	PAGE
Party's Information	2
Statement of Party Officials Responsibility	3
Statement of Receipts & Expenditure	4
Statement of Assets and Liabilities	5
Accumulated Fund Statement	6
Statement of Cash flows	7
Notes to the Financial Statements	8-11



***Kenya National Congress
Report and Financial Statements
For the year ended 30th June 2022***

PARTY'S INFORMATION


NATIONAL EXECUTIVE COUNCIL

John Imoite

Benjamin Gisore

Chairman

Secretary General



REGISTERED OFFICE:

KENYA NATIONAL CONGRESS,
Arcade House, 1st Flr RM108
P. O Box-76651-00508,
Nairobi.

BANKERS

Equity Bank Limited
Queensway Branch
Nairobi.



Kenya National Congress
Report and Financial Statements
For the year ended 30th June 2022

Statement of Party Officials Responsibilities

The Political Parties Act 2012 requires the Party Officials to prepare financial statements which give a true and fair view of the state of affairs of the Party as at the end of its operating results for that year. It also requires that Party Officials ensure that the Party maintains proper accounting records which disclose, with reasonable accuracy, the financial position of the Party.

The Party officials accept responsibility for the annual financial statements which have been prepared using appropriate accounting policies supported by reasonable and prudent judgments and estimates, and also in conformity with International Financial Reporting Standards and the requirements of the Political Parties Act 2012. The Party Officials are of the opinion that the financial statements give a true and fair view of the state of the financial affairs of the party as at 30th June 2022 and of its operating results for the period then ended.

The Party Officials further accept responsibility for the maintenance of the accounting records which have been relied upon in the preparation of the financial statements as well as on the adequacy of the systems of internal financial controls.

Nothing has come to the attention of the Party Officials to indicate that the party will not be a going concern for at least the next twelve months from the date of this statement.

This statement is approved by the Party Officials and signed on their behalf by:

Chairman

Secretary General



Kenya National Congress
Report and Financial Statements
For the year ended 30th June 2022

STATEMENT OF RECEIPTS AND EXPENDITURE

	NOTES	<u>2022</u> <u>Kshs</u>	<u>2021</u> <u>Kshs</u>
RECEIPTS	7	4,094,168	3,149,360
EXPENDITURE			
Administrative Expenses	8	3,069,600	2,558,000
Party Policy & Advocacy	9	857,412	714,510
Surplus/ (Deficit)/ for the year		<u>167,156</u>	<u>(123,150)</u>



Kenya National Congress
Report and Financial Statements
For the year ended 30th June 2022

STATEMENT OF ASSETS AND LIABILITIES

	Notes	2022 Kshs	2021 Kshs
Non Current Assets			
Property Plant and Equipment	2	773,744	644,787
		773,744	782,025
Current Assets			
Debtors & Prepayments	3	432,800	432,800
Cash & Bank Balances	4	72,407	55,698
Total Current Assets		505,207	488,498
Current Liabilities			
Creditors & Accruals	5	450,000	450,000
Total Current Liabilities		450,000	450,000
Net Current Assets		55,207	38,498
		828,952	683,285
FINANCED BY:			
Accumulated Fund	6	828,952	683,285
		828,952	683,285

The Financial Statements were approved by the Party Officials onday of20.....and
were signed on its behalf by:

Chairman

National Secretary General


Treasurer



Kenya National Congress
Report and Financial Statements
For the year ended 30th June 2022

ACCUMULATED FUND STATEMENT

	2022	2021
	Kshs	Kshs
	Accumulated Fund	Accumulated Fund
As At 1st January	683,285	806,435
Surplus/ (Deficit) for the year	167,156	(123,150)
Accumulated Funds as at 30th June	850,441	683,285



Kenya National Congress
Report and Financial Statements
For the year ended 30th June 2022

STATEMENT OF CASH FLOWS

	Note	2022 Kshs	2021 Kshs
Surplus/ (deficit) for the year		167,156	(123,150)
Adjustments for Non Cash Movements			
Add: Depreciation		139,945	121,691
Changes in Working Capital			
Debtors & Prepayments	3	-	-
Creditors & Accruals	5	-	-
Net cash flows from operating activities		307,101	(1,459)
Cash flows from operating activities			
Property & Equipment	2	-	-
Cash generated from Investing Activities		-	-
Cash Generated from Financing Activities			
Cash flows from Financing Activities		-	-
Net Changes in Cash & Cash Equivalents		307,101	(1,459)
Cash & Cash Equivalents as at 1st July 2021		55,698	57,157
Cash and Cash equivalents as at 30th June 2022		362,799	55,698



NOTES TO THE FINANCIAL STATEMENTS

1. ACCOUNTING POLICIES

Statement of Compliance

The financial statements have been prepared in accordance with International Financial Reporting Standards.

Basis of Accounting

The financial statements have been prepared under the historical cost convention. The principal accounting policies adopted remain unchanged from the previous year and are set out below:

Currency

The accounts are prepared in Kenya Shillings (Kshs) which is the official currency of the Republic of Kenya

Accounting period

The party prepares its accounts for 12 months period ending 30th June every year.

Fund Recognition

Income represents membership fees from party members and disbursement from the registrar of political parties during the period.

Country of Incorporation and Registered Office

The Political Party is registered in Kenya, under the Political Party's Act and domiciled in Kenya.

Principal Activity

The Party deals with recruitment of party members

Translation of Foreign Currencies

Assets and Liabilities at the statement of Financial Position date which are expressed in foreign currencies are translated into Kenya Shillings at rates ruling at that date.

Cash & Cash Equivalents

For the purposes of the cash flow statement, cash and cash equivalents comprise of cash in hand and deposits held at call with banks.



ACCOUNTING POLICIES-CONTINUATION

CRITICAL JUDGEMENTS & ESTIMATES

In the process of applying party's accounting policies, the party officials have made estimates and assumptions that affect the reported amounts and of assets and liabilities within the next financial period. Estimates and judgements are continually evaluated and are based on historical experience and other factors including expectations of future events that are believed to be reasonable under the circumstances as disclosed below;

Property and Equivalent

Critical estimates are made by the Party Officials in determining the useful lives and depreciation rates for the property and equipments.

Fair Values

The National Executive Council consider that there is no material difference between the fair value and carrying value of the Party's financial assets and liabilities where fair value details have not been presented.

Depreciation

Fixed assets are stated at cost less accumulated depreciation.

Depreciation is calculated on reducing balance method to write off the cost of the assets over their expected useful lives

Depreciation rates applicable



Furniture & Fittings	12.50%
Computers	30.00%
Office Equipment	12.50%



Kenya National Congress
Report and Financial Statements
For the year ended 30th June 2021

NOTES CONTINUED


2. PROPERTY, PLANT & EQUIPMENT	Furniture & Fittings Kshs.	Computers Kshs.	Office Equipment Kshs.	Total Kshs.
YEAR ENDED 30TH JUNE 2021				
COST/VALUATION				
As at 1st July 2020	2,319,873	565,160	314,995	3,200,028
Additions	-	-	-	-
As at 30th June 2021	2,319,873	565,160	314,995	3,200,028
YEAR ENDED 30TH JUNE 2022				
COST/VALUATION				
As at 1st July 2021	2,319,873	565,160	314,995	3,200,028
Additions	-	-	-	-
As at 30th June 2022	2,319,873	565,160	314,995	3,200,028
YEAR ENDED 30.06.2021				
DEPRECIATION				
1st of July 2020	1,512,041	382,876	218,068	2,112,985
Charge for the year	78,347	33,943	9,400	121,691
	1,433,694	348,933	208,668	1,991,294
YEAR ENDED 30.06.2022				
DEPRECIATION				
1st of July 2021	1,433,694	348,933	208,668	1,991,294
Charge for the year	90,099	39,036	10,811	139,945
	1,343,395	309,897	197,858	1,851,349
NET BOOK VALUE				
As At 30th June 2022	586,449	84,691	70,365	741,505
As At 30th June 2021	509,956	73,644	61,187	644,787



Kenya National Congress
Report and Financial Statements
For the year ended 30th June 2022

NOTES CONTINUED

	2022	2021
	Kshs	Kshs
3. Debtors and Prepayments		
Rent Deposit	400,300	400,300
Electricity Deposits	20,500	20,500
Water Deposits	12,000	12,000
	432,800	432,800
4. Cash & Bank Equivalents		
Equity Bank	26,310	26,310
Cash in Hand	17,160	13,200
	43,470	26,942
5. Creditors & Accruals		
Accountancy Fees	115,000	115,000
Accrued Rent	335,000	335,000
	450,000	450,000
6. Accumulated Fund		
As at 1st of July	683,285	806,435
Surplus for the year	167,156	(123,150)
As at 30th June	850,441	683,285
7. Income		
Donations/ Membership & Nomination fees	4,075,263	3,134,818
Registra of Societies	-	-
	4,075,263	3,134,818
8. Administrative Expenses		
Rent	1,270,012	1,270,012
Salaries	1,037,848	741,320
Electricity & Water	67,680	56,400
Printing & Stationery	102,961	68,641
Telephone, Postage & Internet	71,940	65,400
Repairs & Maintenance	82,963	35,000
Provision for Accountancy Fees	18,000	15,000
Licences & Permits	8,000	8,000
Bank Charges	12,562	6,790
Provision for Depreciation	204,870	147,707
Cleaning & Sanitation	174,764	125,730
Legal fees	18,000	18,000
	3,069,600	2,588,000



Kenya National Congress
Report and Financial Statements
For the year ended 30th June 2022

NOTES CONTINUED

	2022	2021
	Kshs	Kshs
9. Party Policy & Advocacy		
Transport reimbursement	136,585	104,000
Party rebranding & launching	112,500	90,000
Centre for MultiParty Democracy	70,000	70,000
Recruitment Drives	232,014	191,500
Security	167,200	152,000
Mobilization	107,010	107,010
	857,412	714,510

